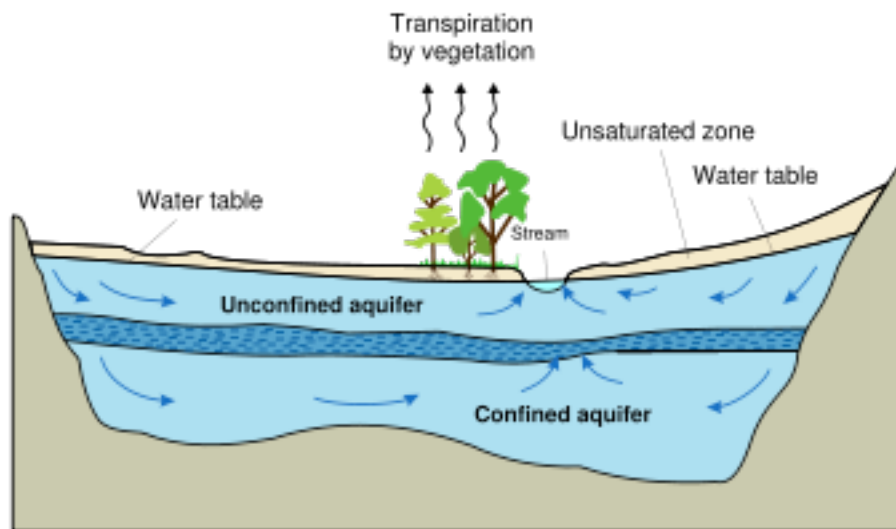






In pairs, construct an Aquifer using construction paper. As a guideline, use either the picture on pg 274 or the diagrams below. Be sure to label the following items....

- Porous rock
- Impermeable rock
- Aquifer
- Water table
- Recharge zone
- Well



-  High hydraulic-conductivity aquifer
-  Low hydraulic-conductivity confining unit
-  Very low hydraulic-conductivity bedrock
-  Direction of ground-water flow

