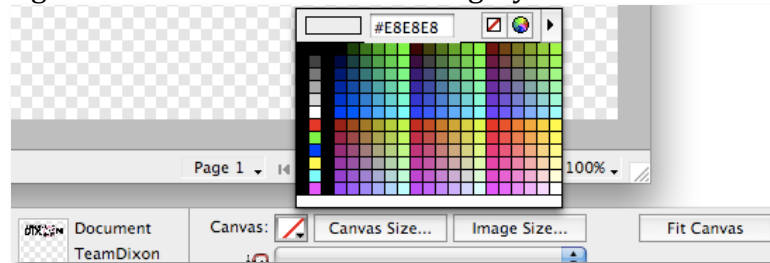
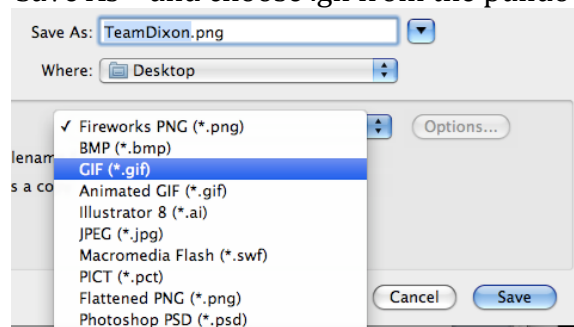


How to export a picture from Fireworks with a transparent background

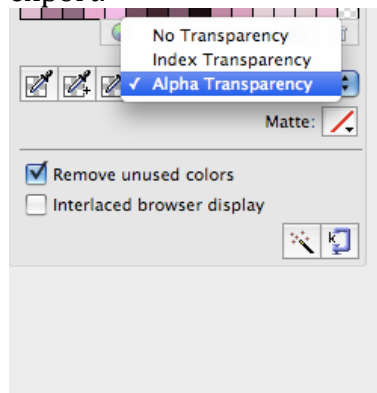
1. Edit the picture until you are happy. Don't use shadows in this picture; those can be added later in Keynote.
2. Navigate to the properties window and change the canvas color to transparent. It's a white box with a diagonal red stripe. If done correctly, the canvas background will now be a white and gray checkerboard.



3. Now the size of the canvas must be adjusted. Go up to Modify – Canvas – Fit Canvas. Your canvas will now shrink to the size of the picture.
4. Now go to File – Save As – and choose .gif from the pulldown menu.



5. Don't click save yet. Choose the Options button and another menu will open. From the transparency menu on the left, pull down to Alpha Transparency and then you're ready to export.



6. Save this file and now you can use this .gif image in your keynote with a transparent background.